

# ROCHE HARBOR VILLAGE COLOR PALETTE

The Roche Harbor Color Palette is based on the beautiful landscape tones and regional traditions of the Pacific Northwest. The palette includes rich, historic colors designed to create a harmonious palette that emphasizes the house form and blends to the natural landscape. The use of whites for body, trim or sash in residential architecture is not permitted, maintaining a hierarchy of white for the historic structures of Roche Harbor.

During the nineteenth century, painting the exterior of a house was more than surface protection, more than presenting a fresh face toward the community. Exterior decoration was a conscious act of beautification in which color was used to enhance the meaning of a building and to delineate its form. Rich, deeper colors evolved in the High and Late Victorian eras. Four periods are presented in the Roche Harbor Picturesque Color Palette: Downing, Renwick, Rockwood, and Tiffany.

All homes will be painted using three paint colors and an additional color for window sashes. Colors are designated Body Color, Major Trim Color, Sash Color, and Accent Color. Certain colors are only used as Trim or Accent, while other colors may be used as Body, Trim, or Accent. There are many possible combinations outlined in the book *Heritage Colors* by Roger Moss, noted color historian. Sawn shingles are best left natural or painted using  $\frac{1}{4}$  pigment (from color palette),  $\frac{3}{4}$  oil. Often fences and board walls should be painted in complementary colors as the body of the house. No house may have the same body color as the houses adjacent to it.



## GENERAL NOTES

- » Paint colors shall be selected from approved list.
- » Wood if visible shall be painted or left natural (walking surfaces should be left natural).

## PAINT PALETTE : SHERWIN-WILLIAMS CO.

### BODY AND TRIM

Rookwood Blue Green 2811  
 Rookwood Jade 2812  
 Rural Green 6418 (Tiffany Palm Green)  
 Rookwood Red 2802  
 Renwick Olive 2815  
 Roycroft Brass 2843 (Rookwood Olive)  
 Rookwood Dark Green 2816  
 Avocado 2861 (Tiffany Olive)  
 Downing Straw 2813  
 Downing Earth 2820  
 Renwick Golden Oak 2824  
 Rookwood Brown 2806  
 Renwick Beige 2805  
 Ivoire 6127 \*removed April 2018  
 Independent Gold 6401  
 Renwick Gold (custom mix)  
 Rookwood Antique Gold 2814  
 Fervent Brass 6405 (Tiffany Bronze)  
 Downing Sand 2822  
 Downing Stone 2821  
 Rookwood Clay 2823


### TRIM AND ACCENT

Rookwood Dark Green 2816  
 Rookwood Sash Green 2810  
 Rookwood Shutter Green 2809  
 Rookwood Dark Red 2801  
 Rookwood Amber 2817  
 Rookwood Terra Cotta 2803  
 Rookwood Medium Brown 2807  
 Rookwood Dark Brown 2808  
 Downing Slate 2819  
 Renwick Heather 2818


### SASH COLOR :

Putty	Brown
Brick Red	Gray
Black	Hemlock
Dark Green	Tan


## COLOR POSSIBILITIES




- A Body: Rookwood Blue Green SW2811
- B Major Trim: Rookwood Red SW2802
- C Sash: Putty
- D Accent: Rookwood Terra Cotta SW2803




- A Body: Downing Sand SW2822
- B Major Trim: Downing Stone SW2821
- C Sash: Brick Red
- D Accent: Rookwood Dark Green SW2816




- A Body: Rookwood Red SW2802
- B Major Trim: Renwick Olive SW2815
- C Sash: Black
- D Accent: Rookwood Dark Green SW2816




- A Body: Roycroft Brass SW2843
- B Major Trim: Rookwood Terra Cotta SW2803
- C Sash: Black
- D Accent: Rookwood Red SW2802




- A Body: Downing Earth SW2820
- B Major Trim: Ivoire SW6127 \*removed April 2018
- C Sash: Hemlock
- D Accent: Rookwood Dark Red SW2801



- A Body: Renwick Gold (custom mix)
- B Major Trim: Downing Earth SW2820
- C Sash: Gray
- D Accent: Rookwood Amber SW2817



- A Body: Downing Straw SW2813
- B Major Trim: Downing Earth SW2820
- C Sash: Brick Red
- D Accent: Rookwood Amber SW2817



- A Body: Natural shingle
- B Major Trim: Ivoire SW6127 \*removed April 2018
- C Sash: Hemlock
- D Accent: Downing Straw SW2813